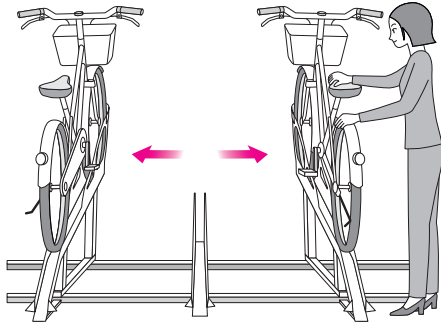


How to use sliding bicycle parking rack


Be careful the rack may move and your feet may get injured.

Parking

- 1 **Make sure there no people between the racks** then push the other racks away from your desired parking rack.

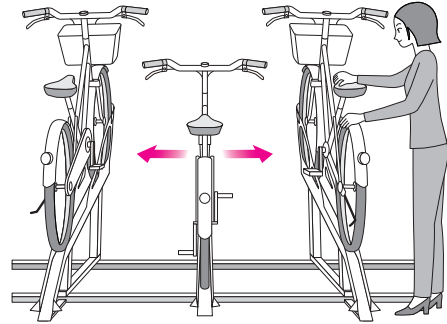


- 2 After the racks moved to the side, then push your bicycle slowly forward.

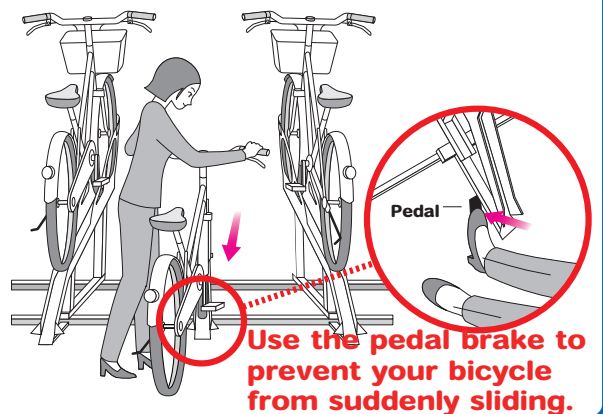


Leaving

- 1 **Make sure there no people between the racks** then push the other racks away from your bicycle.



- 2 After the racks moved to the side, then pull your bicycle slowly.



※Please do not use the built-in bicycle stand when parking your bicycle on the rack.



Caution

- Do not paly around this facility
- This facility is for storing bicycles only.



Allowed bicycles

Length: less than 1,785mm
Width: less than 600mm
Height: less than 1,100mm
Wheel width:
less than 56.8mm
Weight: max 22kg

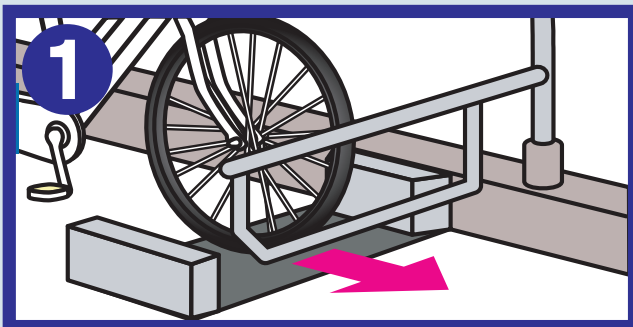


Not allowed


- Special electric power assisted bikes
- Three-wheeled bicycles
- moutain bikes with big sized wheels etc.
- those having less than 16 inch or more than 28 inch wheels

Matsumoto station East bicycle-parking

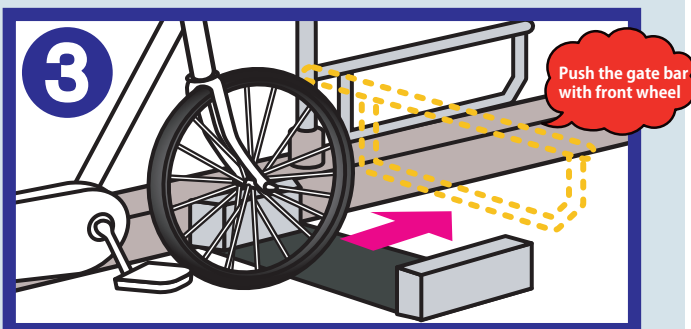
How to enter



Put the front wheel on the sensor.

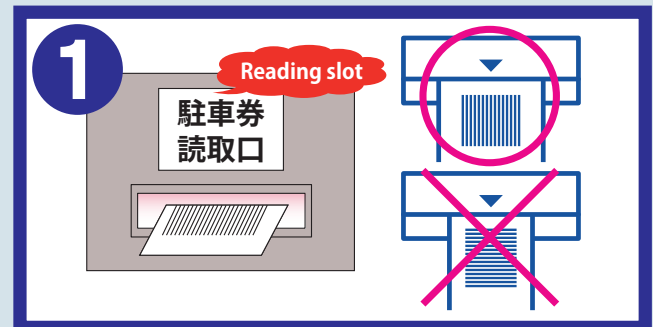


Press the ticketing button and take a parking ticket.

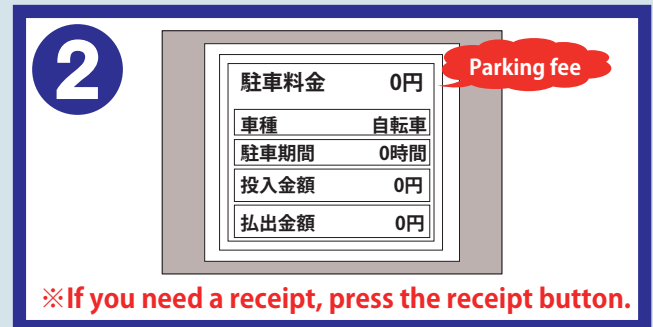


Push the gate bar to enter.

How to exit

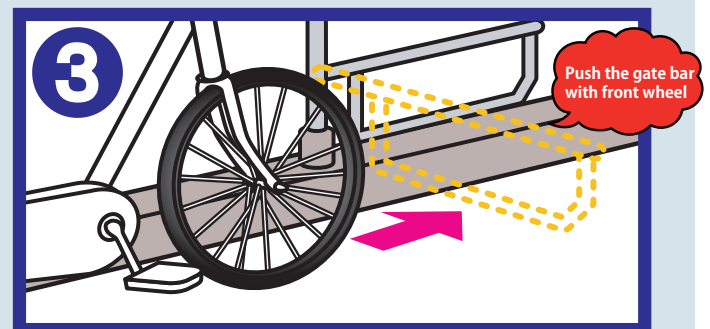


Insert the parking ticket into the reading slot.
(note the direction of the parking ticket)



※If you need a receipt, press the receipt button.

Pay the fee displayed.
(If you have a coupon ticket or Suica,
scan it through the reading panel)



Push the gate bar to exit.

Attention for use

- Temporary users will be charged every 24 hours.
(Coupon ticket users will be deducted once every 24 hours)
- Do not lose your ticket because you need one to exit.
- You cannot park special category of bicycles, like three-wheel bicycles.
- We are not responsible for any thefts, or accidents and damages, such as burning, flooding, and others to all vehicles in this parking lot.
- Please double lock your bicycle with a chain lock or U-shaped lock.
- Bicycles that have been parked in this parking lot for a long time will be removed.
- In case of machine failure, please contact us using the built-in intercom.